



# ichroma™ AMH

Boditech Anti-Müllerian Hormone (AMH) test

- The fastest result
- Reliable result on the spot
- Cost effective test with individual package
- Total solutions with one compact device



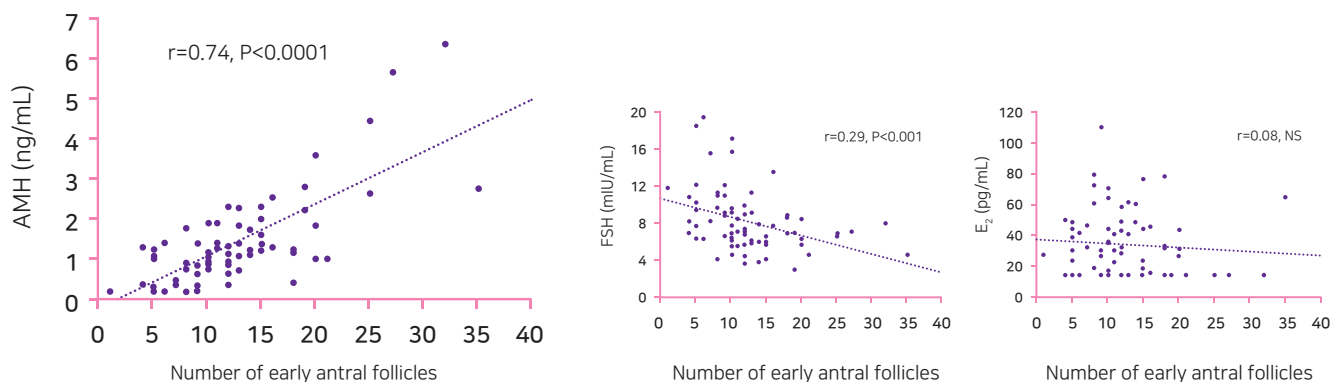
BIO • TECHNOLOGY  
**boditech**

Find out more on [www.boditech.co.kr](http://www.boditech.co.kr)

Antimüllerian hormone (AMH) is a member of the transforming growth factor (TGF)  $\beta$  superfamily of growth and differentiation factors and is produced by the granulosa cells of secondary, preantral, and small antral follicles. AMH levels reflect the quantity of growing follicles and indirectly the number of primordial follicles. <sup>[1]</sup>

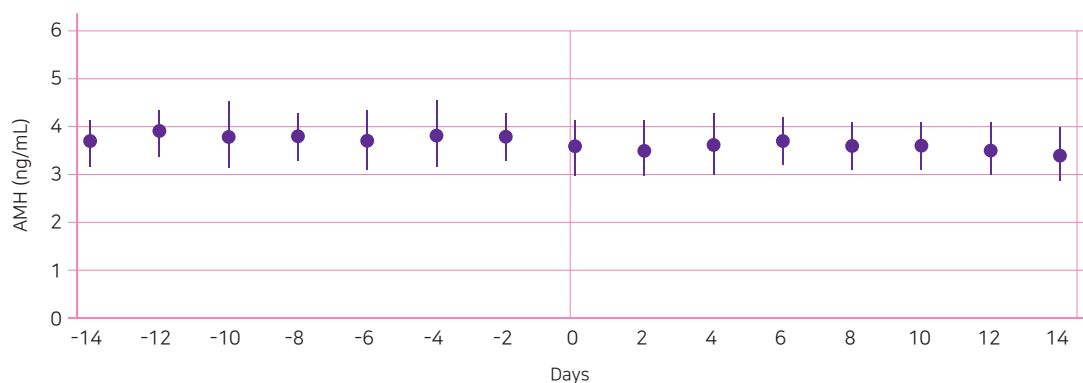
## The AMH test

- A simple blood test to measure anti-Müllerian hormone – **ideal marker of ovarian reserve in women**
- AFC and AMH levels in patients correlated well than any other fertility markers



Fanchin, R. et al., Human Reproduction, 18, 323-327 (2003)

- Consistent during menstrual cycle



Dewailly, D. et al., Hum. Reprod. Update, 20, 370-385 (2014)

## Clinical applications

### For IVF/ART

- Ovarian reserve – ovarian function by quantitative determination of AMH
- Individualization – assists in choosing the optimum stimulation protocol
- Success rate – helps physicians predict better for the likelihood of response to IVF treatment

### For diagnostics

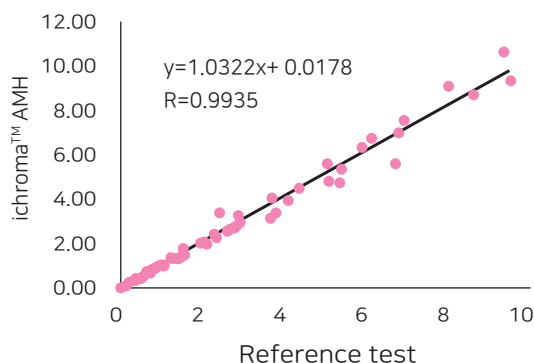
- PCOS – stable marker to diagnose Polycystic Ovaries Syndrome
- Menopause – highly predictive marker for timing of menopause
- Family planning – allows women to decide right time to conceive naturally or plan for egg freezing to preserve fertility
- Cancer – monitoring of ovarian cancer treatment <sup>[2]</sup>

# ichroma™ AMH

## Ideal system for Point of Care

- The fastest result on the spot
- Cost effective test with individual package
- No additional consumables required
- Total solutions with one compact device
- Reliable test results comparable to the existing automatic tests

## Performances



## Total solutions for the diagnosis of fertility on ichroma™ platform

- **AMH** - ovarian reserve, menopause, PCOS
- **FSH** - stimulating growth of your ovarian follicles
- **β-HCG** - monitoring pregnancy status (5-50,000 mIU/mL)
- **β-HCG Plus** - early pregnancy factor (2-5,000 mIU/mL)
- **LH** - investigation of menstrual irregularities to help diagnose conditions associated with dysfunction of the ovaries
- **PRL** - maintaining a proper reproductive system
- **TSH** - thyroid disorder may be the reason behind fertility problems
- **Progesterone** - prepares the uterine lining to receive the embryo
- **Estradiol** - increased estradiol levels indicate a lowered ovarian reserve (coming soon)

## Product details

Item	ichroma™ AMH
Cat. No.	CFPC-89
Test/kit	25 tests
Sample type	Serum / Plasma
Sample volume	50 uL
Assay time	12 min
Measurement range	0.02 - 15 ng/mL
CV	< 7%
Shelf life	20 months
Calibration	ID chip calibration

## Components



## iCHROMA II



## iCHROMA III



## ichroma™ analysis system

Item	ichroma™ II	ichroma™ III
Cat. No.	FPRR021	FPRR037
Dimensions	276 mm (L) x 220 mm (W) x 91 mm (H)	240 mm (L) x 465 mm (W) x 340 mm (H)
Weight	1.3 Kgs	11.0 Kgs
Power supply	100-240V AC, 50~60 Hz	100-240V AC, 50~61 Hz
Memory	1,000 patient and QC results	5,000 patient results and 1,000 QC results
Interface	7" touch screen Built-in thermal printer USB port / Ethernet / SD card slot LIS/HIS compatible	7" touch screen Built-in thermal printer USB 4 ports / LAN port / USB OTG port / RS232C / SD card / LIS/HIS compatible
Temperature control	Temperature control with i-Chamber	Automatic incubation temperature

## Related products

Accessories	Cat. No.
i-Chamber	FPRR009
QC materials	Cat. No.
Boditech AMH Control	CFPO-214



Fertility panels	Cat. No.
ichroma™ FSH	CFPC-35
ichroma™ β-HCG	CFPC-36
ichroma™ β-HCG Plus	CFPC-66
ichroma™ LH	13010
ichroma™ PRL	CFPC-27
ichroma™ Progesterone	CFPC-21
ichroma™ TSH	CFPC-22
ichroma™ TSH Plus	CFPC-45

## References

- Gomez, R. et al., (2015). The influence of AMH on IVF success. Springer. 1. doi: 10.1007/s00404-015-3901-0
- Virant-Klun, I., Bedenk, J., & Vrtačnik-Bokal, E. (2019). The role of anti-Müllerian hormone (AMH) in ovarian disease and infertility. Springer Nature, 4. <https://doi.org/10.1007/s10815-019-01622-7>