



# AFIAS AMH

Boditech Anti-Müllerian Hormone (AMH) test

- The fastest result
- Reliable result on the spot
- Cost effective test with individual package
- Easy testing with all-in-one cartridge
- Total solution with one compact device

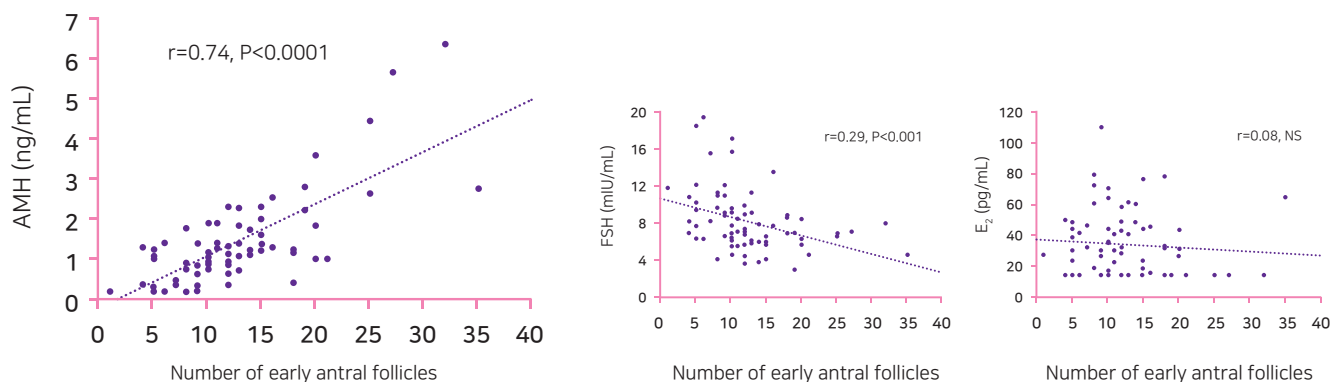


Find out more on [www.boditech.co.kr](http://www.boditech.co.kr)

Antimüllerian hormone (AMH) is a member of the transforming growth factor (TGF)  $\beta$  superfamily of growth and differentiation factors and is produced by the granulosa cells of secondary, preantral, and small antral follicles. AMH levels reflect the quantity of growing follicles and indirectly the number of primordial follicles. <sup>[1]</sup>

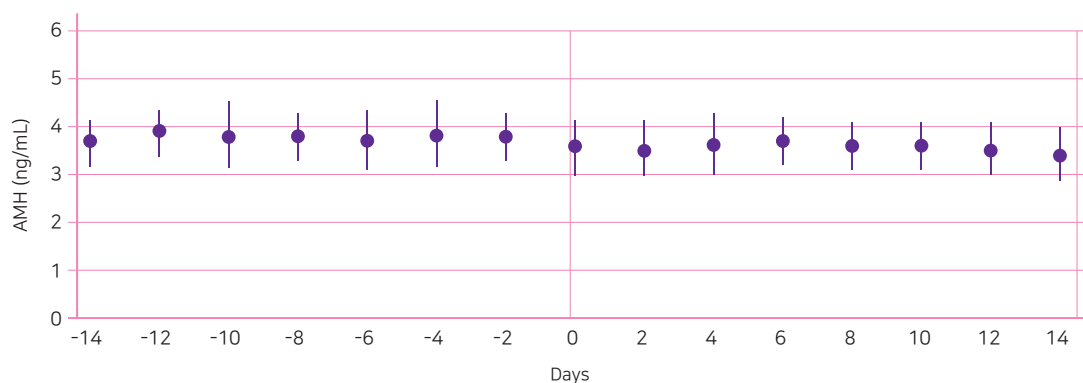
## The AMH test

- A simple blood test to measure anti-Müllerian hormone – **ideal marker of ovarian reserve in women**
- AFC and AMH levels in patients correlated well than any other fertility markers



Fanchin, R. et al., Human Reproduction, 18, 323-327 (2003)

- Consistent during menstrual cycle



Dewailly, D. et al., Hum. Reprod. Update, 20, 370-385 (2014)

## Clinical applications

### For IVF/ART

- Ovarian reserve – ovarian function by quantitative determination of AMH
- Individualization – assists in choosing the optimum stimulation protocol
- Success rate – helps physicians predict better for the likelihood of response to IVF treatment

### For diagnostics

- PCOS – stable marker to diagnose Polycystic Ovaries Syndrome
- Menopause – highly predictive marker for timing of menopause
- Family planning – allows women to decide right time to conceive naturally or plan for egg freezing to preserve fertility
- Cancer – monitoring of ovarian cancer treatment <sup>[2]</sup>

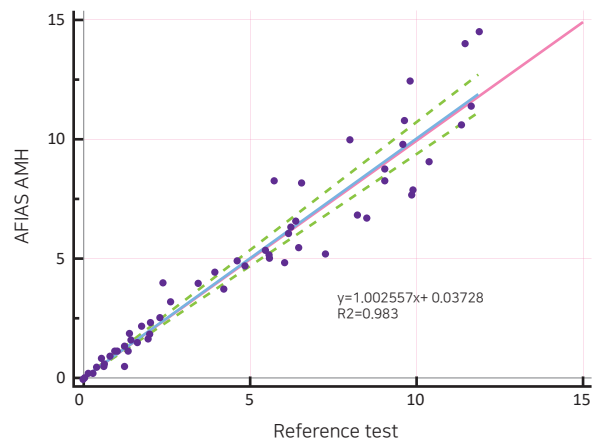
# AFIAS AMH

## Ideal system for Point of Care

- The fastest result on the spot
- Cost effective test with individual package
- No additional consumables required
- Total solution with one compact device
- Reliable test result comparable to the existing automatic tests
- Easy testing with all-in-one cartridge

## Performances

Correlation test: AFIAS AMH vs reference test



## Test Procedure



## Total solutions for the diagnosis of fertility on AFIAS platform

- **AMH** - ovarian reserve, menopause, PCOS
- **FSH** - stimulating growth of your ovarian follicles
- **Total  $\beta$ hCG** - monitoring pregnancy status (5-50,000 mIU/mL)
- **$\beta$ -hCG Plus** - early pregnancy factor (2-1,500 mIU/mL)
- **LH** - investigation of menstrual irregularities to help diagnose conditions associated with dysfunction of the ovaries
- **PRL** - maintaining a proper reproductive system
- **TSH** - thyroid disorder may be the reason behind fertility problems
- **Estradiol** - increased estradiol levels indicate a lowered ovarian reserve (coming soon)
- **Progesterone** - prepares the uterine lining to receive the embryo (coming soon)

## AFIAS AMH cartridge

Item	Specification	Item	Specification
Test/kit	24 tests	Measurement Range	0.02 - 10 ng/mL (0.14-70 pmol/L)
Sample type	Serum / Plasma (Li-heparin)	LOD	0.02 ng/mL
Sample volume	100 $\mu$ L	CV	< 10%
Assay time	12 min	Shelf life	20 months (2 - 8°C)

## AFIAS-6



## AFIAS-1



## AMH analysis system

Item	AFIAS-6	AFIAS-1
Dimensions	420 mm (L) x 336 mm (W) x 293 mm (H)	180.6 mm (L) x 320.6 mm (W) x 206.4 mm (H)
Weight	15.1 Kgs	4.0 Kgs
Power supply	100-240V AC, 50~60 Hz	100-240V AC, 50~60 Hz
Memory	5,000 patient and QC results	5,000 patient and QC results
Interface	7-inch touch screen Built-in thermal printer RS232 / USB / Ethernet / SD card LIS connection	5-inch touch screen Built-in thermal printer RS232 / USB / Ethernet / SD card LIS connection

## Ordering Information

Product	Cat. No.
AFIAS AMH	SMFP-62
Boditech AMH Control	CFPO-214
Boditech AMH Calibrator	CFPO-215
AFIAS-1	FPRR019
AFIAS-6	FPRR020

## Fertility panels

Product	Cat. No.	Product	Cat. No.
AFIAS Total $\beta$ hCG	SMFP-3	AFIAS $\beta$ -hCG Plus	SMFP-52
AFIAS FSH	SMFP-5	AFIAS FSH Plus	SMFP-53
AFIAS LH	SMFP-6	AFIAS LH Plus	SMFP-54
AFIAS PRL	SMFP-8	AFIAS PRL Plus	SMFP-55
AFIAS TSH	SMFP-20	AFIAS TSH Plus	SMFP-38

## References

- 1) Gomez, R. et al., (2015). The influence of AMH on IVF success. Springer. 1. doi: 10.1007/s00404-015-3901-0
- 2) Virant-Klun, I., Bedenk, J., & Vrtačnik-Bokal, E. (2019). The role of anti-Müllerian hormone (AMH) in ovarian disease and infertility. Springer Nature, 4. <https://doi.org/10.1007/s10815-019-01622-7>