

Latent Tuberculosis made simple



**A Solution That Offers the Easiest, Fastest, and Most Convenient
Way to Assist in the Diagnosis of Latent Tuberculosis Infection**



Scan this QR Code to watch our video
for the AFIAS IGRA-TB
Or go to: <https://bit.ly/3v19mUV>

To end Active TB, Diagnosis of Latent TB is the **Key**

Continuing the Fight: Tuberculosis and Global Health ^[1]

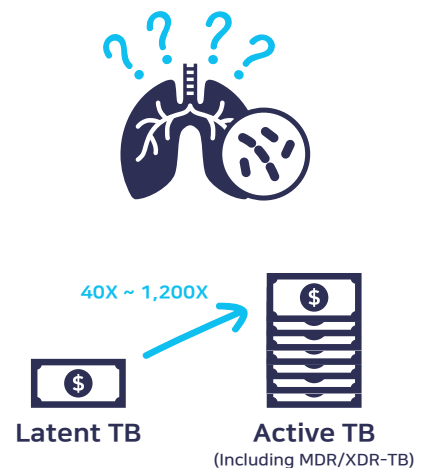


A huge number of LTBI is continue to lead to TB incidence and deaths

Latent TB: Not Easy to Notice

After infection, the immune system locks Mtb inside a granuloma, resulting in no symptoms or infectiousness, making it hard to detect without the right test.

If the right test is performed, preventive treatment is possible. This can reduce the risk of developing TB by up to 90% and save a significant amount of money. ^[2,3]

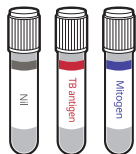


We offer a solution - the right test to gain insight into who is infected through an individual's immune response to Mtb

**Experience the fast and reliable insights
with AFIAS IGRA-TB**

Unlocking Simplicity and Reliability in Latent TB Detection

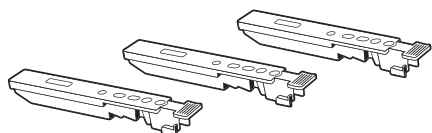
Fast & Efficient



Optimal Results with 3 Tubes:
Achieve the best outcomes without unnecessary complexity.



No Calibration Needed:
Streamline the process by eliminating calibration steps.



Test Even a Single Patient:
Start testing immediately, no matter the patient count.

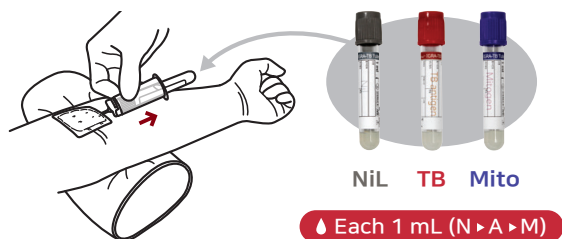
Rapid Results in 15 Minutes:
Get quick answers to move forward faster.

Simple & Convenient

1 Dispense venous blood into culture tubes

2 Incubate for 20±4 hours

3 Centrifuge for 15 minutes



⌚ 15 min



Dispensing each sample into each cartridge (AFIAS-3 / AFIAS-6 / AFIAS -10)

4 Dispense each sample into each cartridge



Mounting the tubes to the rack (AFIAS-10)

4 Mount the tubes to the rack

5 Mount the rack to the device



Awareness + Action = **AFIAS IGRA-TB**

Specification

Blood collection tubes	ichroma™ IGRA-TB Tube
Assay type	IGRA
Sample type	Whole blood
Storage	2-30°C (up to 20 months)
Box content	8 Nil tubes 8 TB antigen tubes 8 Mitogen tubes



Cartridge	AFIAS IGRA-TB
Assay type	TRF-LFA
Sample type	Plasma (from ichroma™ IGRA-TB Tube)
Sample volume	100 µL
Reaction time	15 min
Storage	2-30°C (up to 20 months)
Box content	24 Cartridges (for testing 8 patients)
Platform	AFIAS-3 / AFIAS-6 / AFIAS-10



Ordering information

Reagent

ichroma™ IGRA-TB Tube	CFPO-206	24 T/Box
AFIAS IGRA-TB	SMFP-99	24 T/Box
Boditech IGRA-TB Control	CFPC-294	Set

Boditech IGRA-TB control is traceable to 1st WHO International standard (human IFN-γ, #Gg 23-907-530); Not included.

Analyzer

AFIAS-3	FPRR040	Set
AFIAS-6	FPRR020	Set
AFIAS-10	FPRR038	Set

References

- 1) World Health Organization, Global tuberculosis report 2023
- 2) National TB Elimination Programme, Guidelines for the programmatic management of Tb preventive therapy in India, 2021
- 3) Centers for Disease Control and Prevention, CDC Estimates for Latent TB and TB Treatment Cost, 2020